

Puzzle Game



Dear educators,

This PDF has been created to guide you through a fun and engaging activity: the Puzzle Game!

It's a simple game designed to stimulate children's creativity, logic, and fine motor skills.

The images in this document have been cut into small squares to create a puzzle.

How to play

1. Inside the PDF, you'll find 6 different images.
2. Each image has been cut into 12 squares.
3. Cut along the dotted lines to separate the squares.
4. Invite the children to reassemble the picture like a puzzle.


This activity is not only fun but also helps children develop cognitive and visual skills in a playful way.

Enjoy playing the Puzzle Game!

Puzzle Game

Cut the image along the dotted lines and play with the children to reassemble it


IMAGE 1



Puzzle Game

Cut the image along the dotted lines and play with the children to reassemble it


IMAGE 2



Puzzle Game

Cut the image along the dotted lines and play with the children to reassemble it


IMAGE 3



Puzzle Game

Cut the image along the dotted lines and play with the children to reassemble it


IMAGE 4



Puzzle Game

Cut the image along the dotted lines and play with the children to reassemble it

IMAGE 5



Puzzle Game

Cut the image along the dotted lines and play with the children to reassemble it

IMAGE 6

